



# W.H. Smith Memorial School


## SUMMER HOLIDAY HOMEWORK

**14**

**LIFE  
BELOW  
WATER**



# SDG 14



**LIFE BELOW WATER**


Small Actions Today,  
Healthy Oceans Forever!



**SESSION: 2026-27**

My Name: \_\_\_\_\_

Class: 2 \_\_\_\_\_






# SDG 14: LIFE BELOW WATER

Healthy Oceans, Healthy Planet!



## What is SDG 14?

SDG 14 means taking care of our oceans, seas and all water creatures. It helps keep the water clean and safe for marine animals and us.



### 1. Why is Water Important?

Tick (✓) the correct answers.



It is home to many fish and sea animals.



We need water to live.



Clean water keeps our Earth healthy.

### 2. What Should We NOT Do?

Tick (X) the wrong actions.



Throw plastic in water.



Make water dirty.

### 3. What Can We Do?

Tick (✓) the good actions.



Save water at home.



Keep water clean.



Protect sea animals.

### 4. Match the Sea Friends to Their Names



•

•

•

•

•

Turtle

Octopus

Dolphin

Crab

Shark

### 5. Color the Sea Friends



### 6. Write Two Good Habits to Keep Oceans Clean.

1. \_\_\_\_\_

2. \_\_\_\_\_



### 7. My Promise

I promise to keep water clean and protect our sea animals.

\_\_\_\_\_



♥ Clean Water, Happy Life! ♥



# Dear Students!



## GUIDELINES TO COMPLETE THE HOLIDAY HOMEWORK



1. Complete your work daily and independently.



2. Revise topics taught in the class regularly.




3. Keep your work neat, colourful and meaningful.



4. Use ecofriendly materials.


5. Present your work in a decorated folder.



6. Make a poster of your favourite subject, choose any one topic of term 1.



7. Learn English and Hindi poems, revise the Times Table 2 to 10.




8. Complete twenty pages in pattern writing book. Make one single line thin notebook for practicing Hindi writing everyday.



9. Complete 1 -10 worksheets in all subjects from More Practice Book.



10. Complete and submit your Holiday Homework on time. Follow instructions carefully.


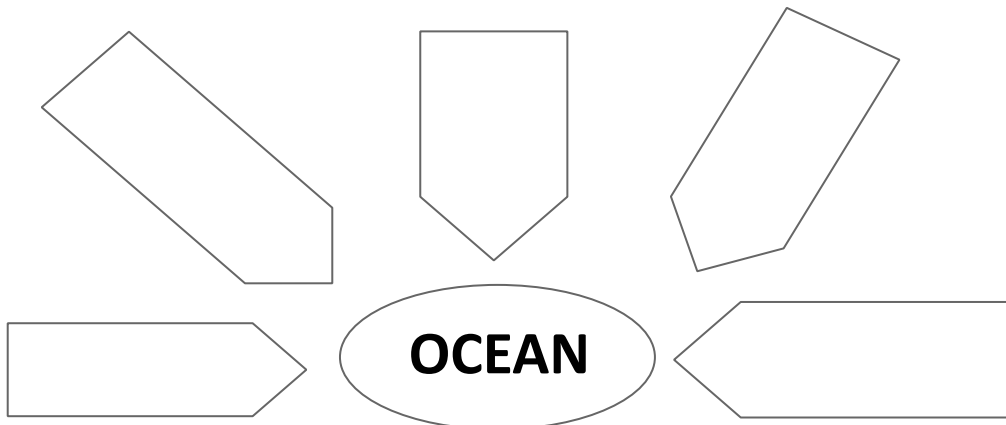


Stay Curious, Keep Learning and Have a Wonderful Holiday!



## SUBJECT-ENGLISH

What comes to your mind when you think of OCEAN.



Look at the Picture, Observe Carefully and Answer the Following Questions:

1. Who throws plastic into the sea?

- a) Sea animals
- b) People
- c) Clouds

2. What should we keep clean?

- a) Ocean
- b) Playground
- c) Road only

3. Which thing causes marine pollution?

- a) Throwing garbage in water
- b) Planting trees
- c) Saving water

4. Who can help save oceans?

- a) Only fishermen

b) Only teachers

c) Everyone

5. What should we do with waste?

- a) Throw in sea
- b) Put in dustbin
- c) Leave on beach

6. Which animal is unhappy in dirty water?

- a) Turtle
- b) Lion
- c) Camel

What happens when oceans are clean?

- a) Sea animals stay happy
- b) Fish become sick
- c) Water becomes dirty

## READING TIME

### Saving the Oceans

**Dr. Sylvia Earle is a famous ocean scientist. She studies the sea and animals living in it. She has spent many years exploring the oceans and learning about marine life. Dr. Sylvia Earle tells people that oceans are very important for our planet. They give us food and help keep the Earth healthy. But today, oceans are in danger. People throw plastic, oil, and waste into the water. This makes the ocean dirty. Many sea animals like fish, turtles, and birds get hurt because of pollution. Some animals even die. If we all work together, we can protect the oceans and keep sea animals safe.**

1. Dr. Sylvia Earle warns us about \_\_\_\_\_

\_\_\_\_\_

2. Scientists believed that \_\_\_\_\_

\_\_\_\_\_

3. Water pollution is \_\_\_\_\_

\_\_\_\_\_

4. Most ocean pollution comes from \_\_\_\_\_

\_\_\_\_\_

5. Some trash in oceans are \_\_\_\_\_

\_\_\_\_\_

6. Write any 5 ways to keep oceans clean: \_\_\_\_\_

\_\_\_\_\_

\_\_\_\_\_

**ACTIVITY 1-Vocabulary Jar - Draw a colourful "Word Jar" on an A3-size sheet of paper. Each day during the holidays, add one new word to your jar. Decorate your jar by adding small drawings, stickers or decoration that match the words you have chosen.**




**8. Fill in the blanks with the help of words given below.**

1. How a dolphin jumps out of water q \_ \_ \_ k \_ y
2. How a turtle moves on sand s \_ \_ w \_ y
3. How a shark swims when it is hungry f \_ \_ r \_ e \_ y
4. Opposite of 'noisily' – how a fish swims in water q \_ \_ e \_ l y
5. How a crab walks on the beach s \_ d \_ w \_ \_ s
6. How a jellyfish floats in the sea g \_ n \_ l y
7. How a whale sings to its baby l \_ v \_ n \_ l y
8. How a seahorse holds the seaweed t \_ g \_ t \_ y
9. How a happy fish wiggles its tail h \_ p \_ \_ l y

**9. Draw the following inside the aquarium as instructed.**

1. A goldfish in the middle
2. A starfish at the bottom
3. A seaweed behind the gold fish
4. A crab under the rock
5. A small turtle on the rock
6. Bubbles above the gold fish
7. An octopus near the corner
8. A water plant beside the starfish



## SUBJECT- MATHEMATICS

### FUN TIME

1. I have 8 legs and live in the sea.

I can squirt ink when I am scared.

Who am I? \_\_\_\_\_

2. I am a star-shaped sea animal.

I have 5 arms.

Who am I? \_\_\_\_\_







3. I am a crab walking sideways on the beach.

I have 10 legs.

Who am I? \_\_\_\_\_


\_\_\_\_\_

### MINA'S OCEAN ADVENTURE




# Let's Solve the Problems

**1** Mina collected 12 plastic bottles, Tinku collected 8 bottles, and Bobo collected 15 bottles. How many bottles did they collect in all?




Answer: \_\_\_\_\_

**2** Lila collected 18 plastic bags. Mina collected 9 plastic bags. How many more bags did Lila collect than Mina?




Answer: \_\_\_\_\_

**3** They collected 36 pieces of trash in the morning and 27 pieces in the afternoon. How many pieces of trash did they collect in total?




Answer: \_\_\_\_\_

**4** There were 52 pieces of trash in the ocean. After cleaning, 28 pieces were left. How many pieces of trash did they remove?




Answer: \_\_\_\_\_

**5** Mina saw 14 fish swimming. Then 6 more fish joined them. After some time, 5 fish swam away. How many fish are left?

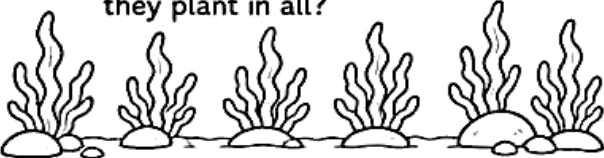


Answer: \_\_\_\_\_

**6** Tinku collected 24 shells. Bobo collected 17 shells. Lila collected 19 shells. Who collected the most shells? \_\_\_\_\_ Who collected the least shells? \_\_\_\_\_




**7** They planted seaweed in 4 rows. Each row had 7 plants. How many plants did they plant in all?



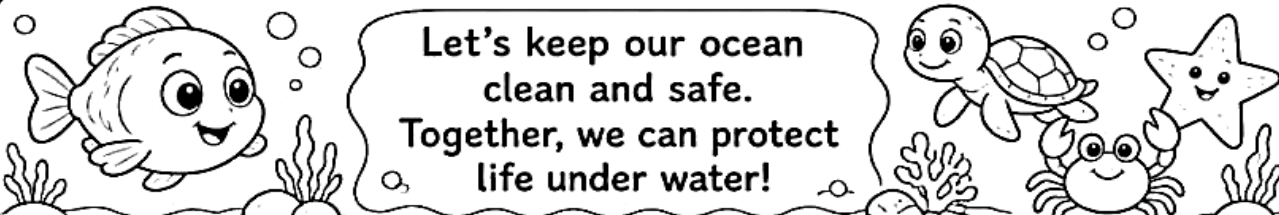
Answer: \_\_\_\_\_

**8** Mina had 45 stickers. She gave 14 to Tinku and 16 to Bobo. How many stickers are left with Mina?



Answer: \_\_\_\_\_

**Let's keep our ocean clean and safe. Together, we can protect life under water!**



**SUBJECT-EVS**

**Protecting Our Blue Planet**

**1. Water Wonders: List 5 ways we use water in our daily lives (e.g., drinking, bathing) and write one way to save water at home.**

---

---

---

---

---

---

---


---

**2.Trash vs. Treasure:**

**a. Draw two circles.**

**b. In one, draw 3 ocean treasures (fish, shells, plants).**

**c. In the other, draw 3 ocean trash (plastic bags, bottles, nets).**



## Activity- Make a flap book of Layers of Ocean.

### **NATYAM'S COLD OCEAN ADVENTURE** 🐢🐢🐢🐢

It was winter in Varanasi. Natyam's Dadi said, "Beta, wear your woollen clothes in layers. One sweater is not enough! First the vest, then shirt, then sweater, then jacket. Each layer keeps you warmer." That night, Natyam dreamed he was a little fish. He dived into the ocean. It was cold. A wise old turtle said, "Don't worry little fish. The ocean also has layers

too just like your Dadi's sweater! Each layer has different animals, light, and temperature.

Come, let me show you." Natyam woke up and shouted, "Mumma! I want to make a flap book to show Dadi that the ocean also have layers just like my layers of woollen clothes!"

**Can you help Natyam make a "Layers of the Ocean Flap book" to explain the ocean layers like woollen clothes?**

### STEPS TO MAKE YOUR FLAPBOOK

**MATERIALS REQUIRED:** 1blue A4 sheet,

4 white paper strips, sketch pens, glue, scissors, glitter

**STEP 1:** a. Make the Ocean Base. Take a blue A4 sheet. Turn it sideways.

b. Write the title on top: "Oceans Flap book".

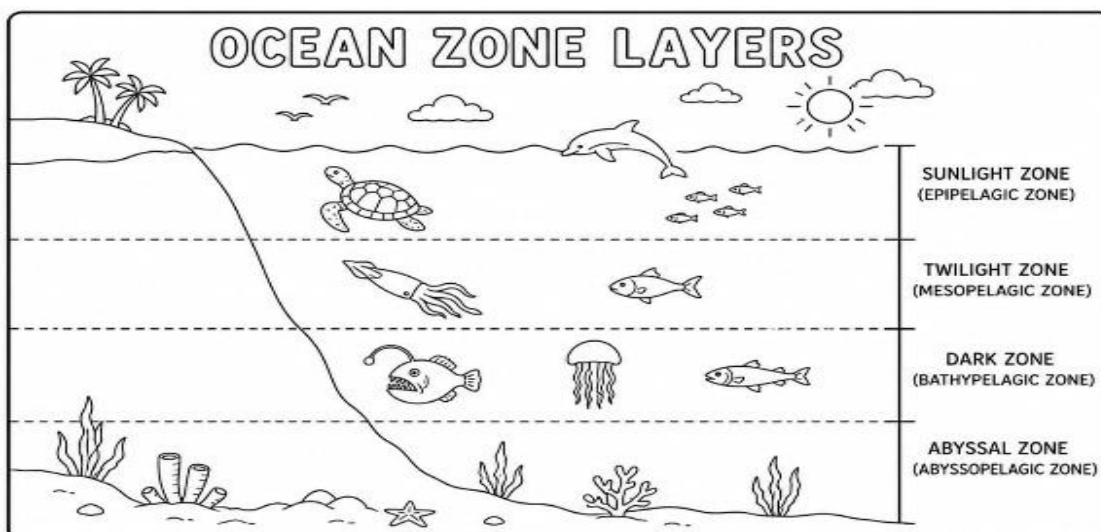
**STEP 2:** a. Cut 5 Flaps = 5 Layers

b. Cut 5 strips of white paper. Each strip = 1 ocean layer.

c. Stick them one below the other from TOP to BOTTOM.

(Top flap = Sunlight Zone | Bottom flap = Trench Zone)


**STEP 3:** a. Under Each Flap Write + Draw. Lift the flap and write these 3 things:  
(Layer Name, How deep is it? , Who lives here? Draw 2 animals, One Feeling Word  
(for example- bright, dark, cold, scary, quiet)





## Little Minds, Big Discoveries

Do the experiment neatly and paste the final picture in the space given below.



### Ocean In A Bottle

oil  
water

plastic  
bottle


water

vegetable  
oil

funnel


food  
coloring

Bottle waves are like ocean waves. Ocean waves get their energy from wind. Higher waves need more energy.




Fill your bottle 3/4 full with water and add blue food coloring to make your ocean. Add tiny shells or glitter if you like. Fill the rest of the bottle with oil, using a funnel. Screw on cap tightly and turn your bottle on its side. Move your bottle back and forth to make waves.

Water is **denser** (heavier) than oil so it sinks to the bottom.




## SUBJECT -HINDI


निम्नलिखित समुद्री जीवों के नाम हिंदी में लिखिए।




\_\_\_\_\_



\_\_\_\_\_




\_\_\_\_\_




\_\_\_\_\_




\_\_\_\_\_




\_\_\_\_\_




\_\_\_\_\_




\_\_\_\_\_



\_\_\_\_\_




\_\_\_\_\_




\_\_\_\_\_




\_\_\_\_\_



\_\_\_\_\_




\_\_\_\_\_



गद्यांश पढ़िए :

समुद्र में बहुत सुंदर जीव रहते हैं।  
मछलियाँ, कछुए और डॉल्फिन  
पानी में खुशी से तैरते हैं।  
हमें समुद्र को साफ रखना चाहिए।  
प्लास्टिक और कचरा समुद्री जीवों  
को नुकसान पहुँचाते हैं।  
आओ, हम सब मिलकर समुद्र  
की रक्षा करें।



प्रश्न :




1. समुद्र में कौन-कौन से जीव रहते हैं?  
\_\_\_\_\_
2. समुद्र को हमें कैसा रखना चाहिए?  
\_\_\_\_\_
3. समुद्री जीवों को नुकसान कौन पहुँचाता है?  
\_\_\_\_\_



सही (✓) या गलत (X) लिखिए :

1. डॉल्फिन समुद्र में रहती है।
2. हमें समुद्र में कचरा फेंकना चाहिए।
3. प्लास्टिक समुद्री जीवों को नुकसान पहुँचाता है।
4. समुद्र को साफ रखना हमारा कर्तव्य नहीं है।




आओ मिलकर संकल्प लें – समुद्र को स्वच्छ रखें, जीवन को सुरक्षित रखें। ♥

## SUBJECT- COMPUTER

Colour the keyboard using the guide below.

1. Colour the letter keys purple.
2. Colour all the number keys blue.
3. Colour the backspace key yellow.
4. Colour the enter key green.
5. Colour the shift keys orange.
6. Colour the space bar key red.



1. Who can only work when instructed? Human or Computer
2. Who need food to get energy? Human or Computer
3. Who cannot work without electricity? Human or Computer
4. Who have feelings? Human or Computer


## SUBJECT- ART/CRAFT

**Use discarded CD to turn electronic trash into beautiful wall hanging.**

**(Choose any one aquatic animal to make a beautiful wall hanging)**



**14** LIFE  
BELOW  
WATER




# SDG 14



## LIFE BELOW WATER

Our ocean.  
Our responsibility.  
Our future.




♥ I CAN HELP BY: ♥



NOT THROWING  
TRASH IN  
WATER



USING LESS  
PLASTIC



PROTECTING  
SEA ANIMALS



KEEPING OUR  
OCEANS CLEAN



SPREADING  
AWARENESS



CLEAN OCEAN, HEALTHY PLANET!

